

Scaled data based on original data using
LM-79-08 Approved Method: Electrical and Photometric Measurements of Solid-
State Lighting Products

Test Report Prepared for
Cooper Lighting Solutions
(formerly Eaton)

Brand: McGRAW-EDISON

Report Number: P386026

Luminaire Tested: **GWC-SA1C-827-U-SLL-HSS**

Issue Date: 3/3/2020

Test Information

Test Method: LM-79-08
Report Number: P386026
TEST IS SCALED FROM IESNA LM-79-08 TEST DATA (G2-1903-205-27)
Test Lab: INNOVATION CENTER
Issue Date: 3/3/2020
Manufacturer: COOPER LIGHTING SOLUTIONS (FORMERLY EATON)
Product Line: MCGRAW-EDISON
Catalog Number: GWC-SA1C-827-U-SLL-HSS
Description: GALLEON WALL LUMINAIRE
(1) 80 CRI, 2700K, 1050mA LIGHTSQUARE WITH 16 LEDS AND SPILL LIGHT
ELIMINATOR LEFT OPTICS WITH HOUSE SIDE SHIELD
Light Source: -
Ballast/Driver: ELECTRONIC DRIVER

Summary

Lumens per Lamp: N/A
Luminaire Lumens: 4117 lumens
Efficiency: N/A
Efficacy: 71.0 lumens/watt
Luminous Opening: Rectangular (W 0.5' x L: 0.5' x H: 0')
IES Classification: Type III - Medium
BUG Rating: B1 - U0 - G1

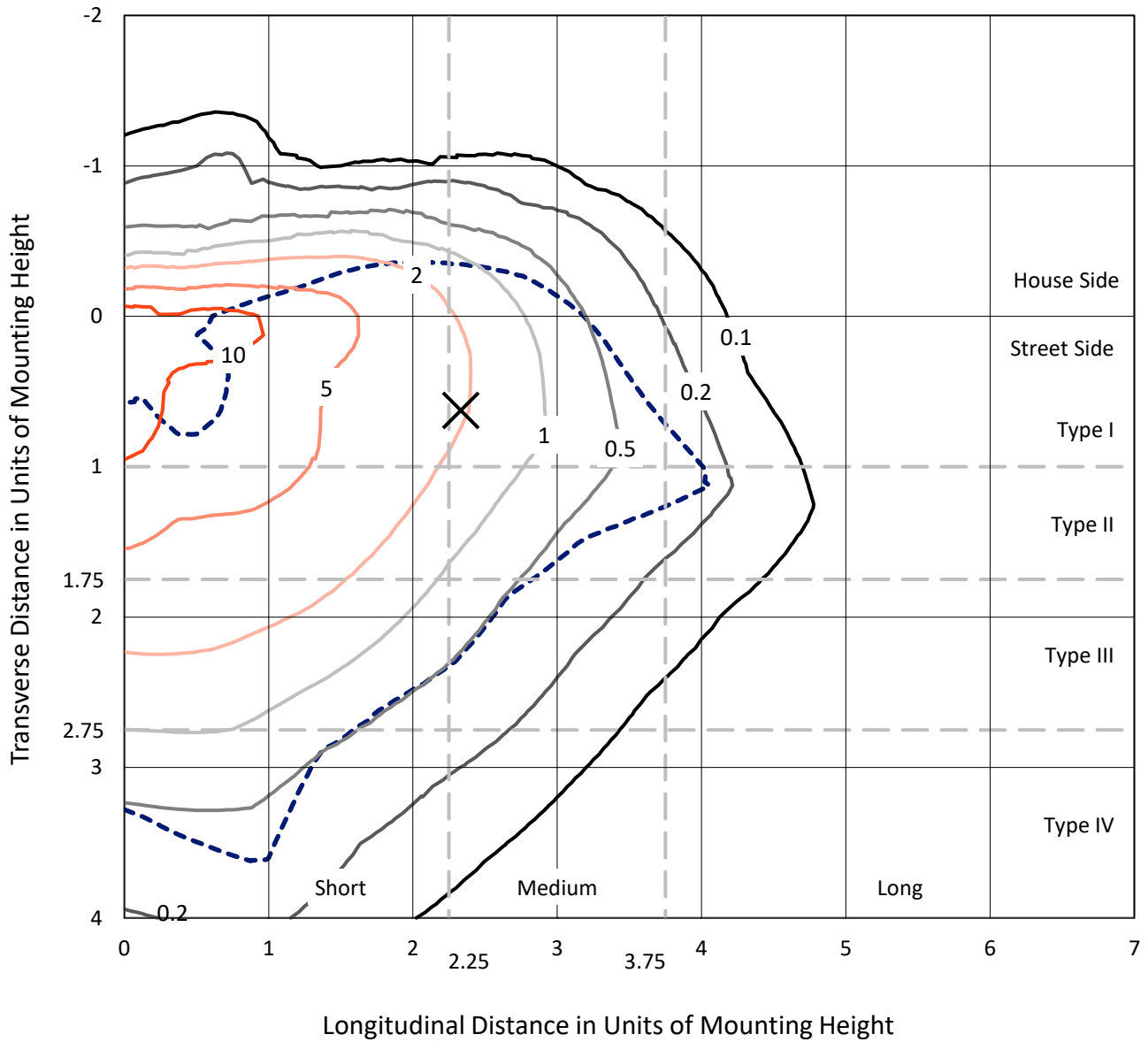
Input Watts (W): 58
Input Voltage (V): NR
Input Current (Ain): NR
Voltage Rise (V): NR
Power Factor: NR
Total Harmonic Distortion (THDi): NR
Frequency (hertz): 60
Stabilization Time: NR
Operation Time: NR
Ambient Temperature (°C): NR
Test Distance: 24 FT



REPORT NUMBER: P386026
 CATALOG NUMBER: GWC-SA1C-827-U-SLL-HSS

Iso-Footcandle Lines of Horizontal Illumination

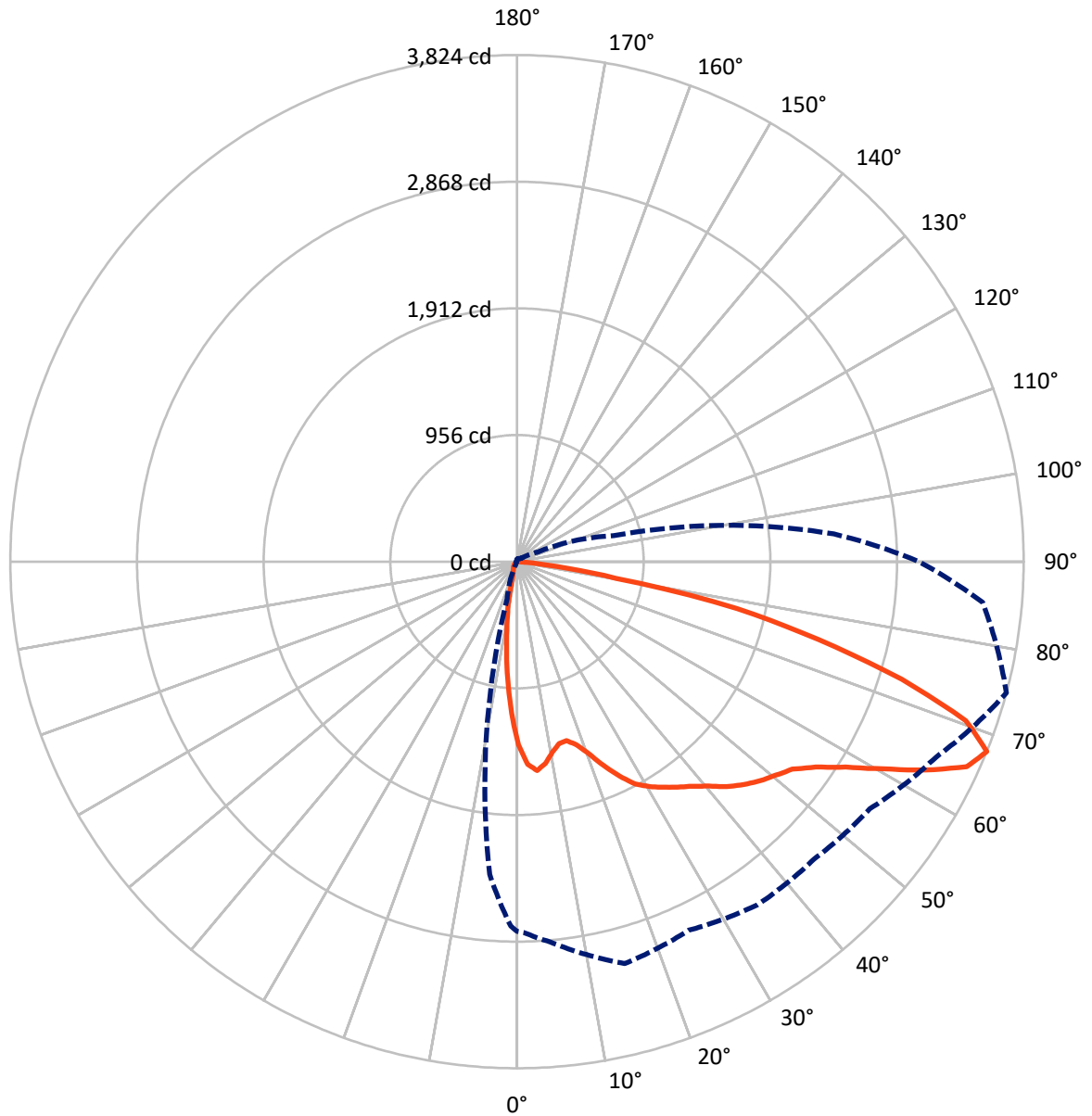
✕ Max cd
 - - - 1/2 Max cd



Based on 10 foot mounting height. Maximum calculated value = 17.9 fc
 Type III - Medium - N/A

REPORT NUMBER: P386026
CATALOG NUMBER: GWC-SA1C-827-U-SLL-HSS

Luminous Intensity Polar Plot



— Vertical Plane Through 75-Deg Lateral - - - Horizontal Cone Through 67.5-Deg Vertical

REPORT NUMBER: P386026

CATALOG NUMBER: GWC-SA1C-827-U-SLL-HSS

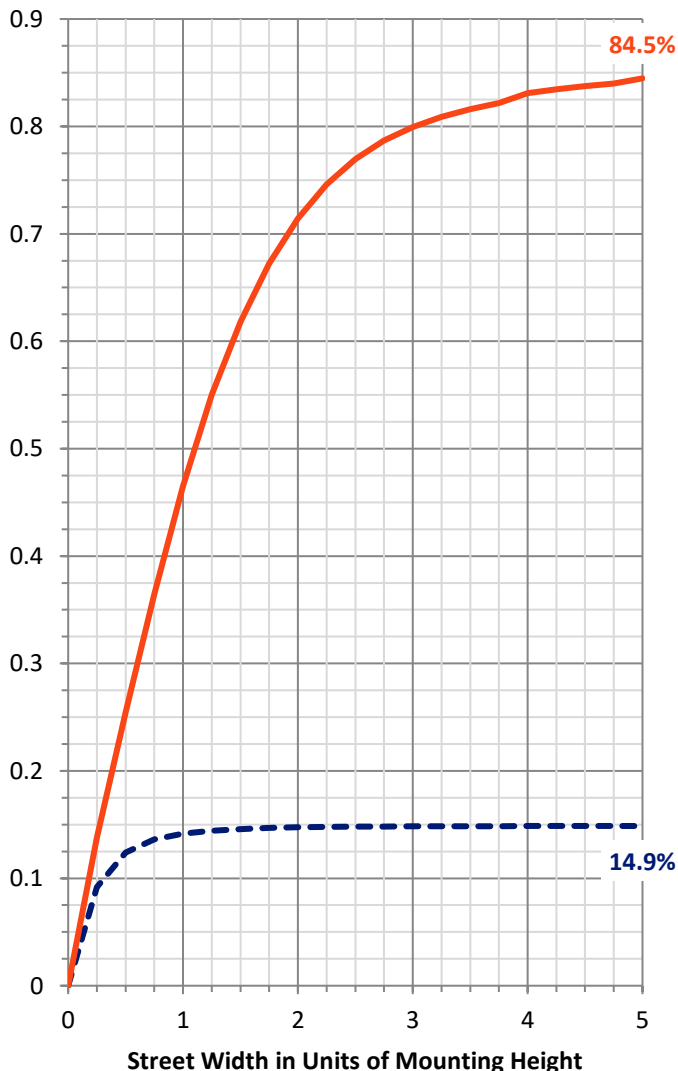
FLUX DISTRIBUTION:

		Downward	Upward	Total
House Side	Lumens	617.8	0.0	617.8
	% Fixture	15.0	0.0	15.0
Street Side	Lumens	3499.2	0.0	3499.2
	% Fixture	85.0	0.0	85.0
Total	Lumens	4117.0	0.0	4117.0
	% Fixture	100.0	0.0	100.0

ZONAL LUMENS:

Zone	Lumens	% Fixture
0°-10°	104.8	2.5
10°-20°	206.3	5.0
20°-30°	291.8	7.1
30°-40°	429.1	10.4
40°-50°	616.7	15.0
50°-60°	868.2	21.1
60°-70°	1014.0	24.6
70°-80°	517.3	12.6
80°-90°	68.7	1.7
90°-100°	0.0	0.0
100°-110°	0.0	0.0
110°-120°	0.0	0.0
120°-130°	0.0	0.0
130°-140°	0.0	0.0
140°-150°	0.0	0.0
150°-160°	0.0	0.0
160°-170°	0.0	0.0
170°-180°	0.0	0.0
0°-90°	4117.0	100.0
0°-180°	4117.0	100.0

Coefficient of Utilization



REPORT NUMBER: P386026

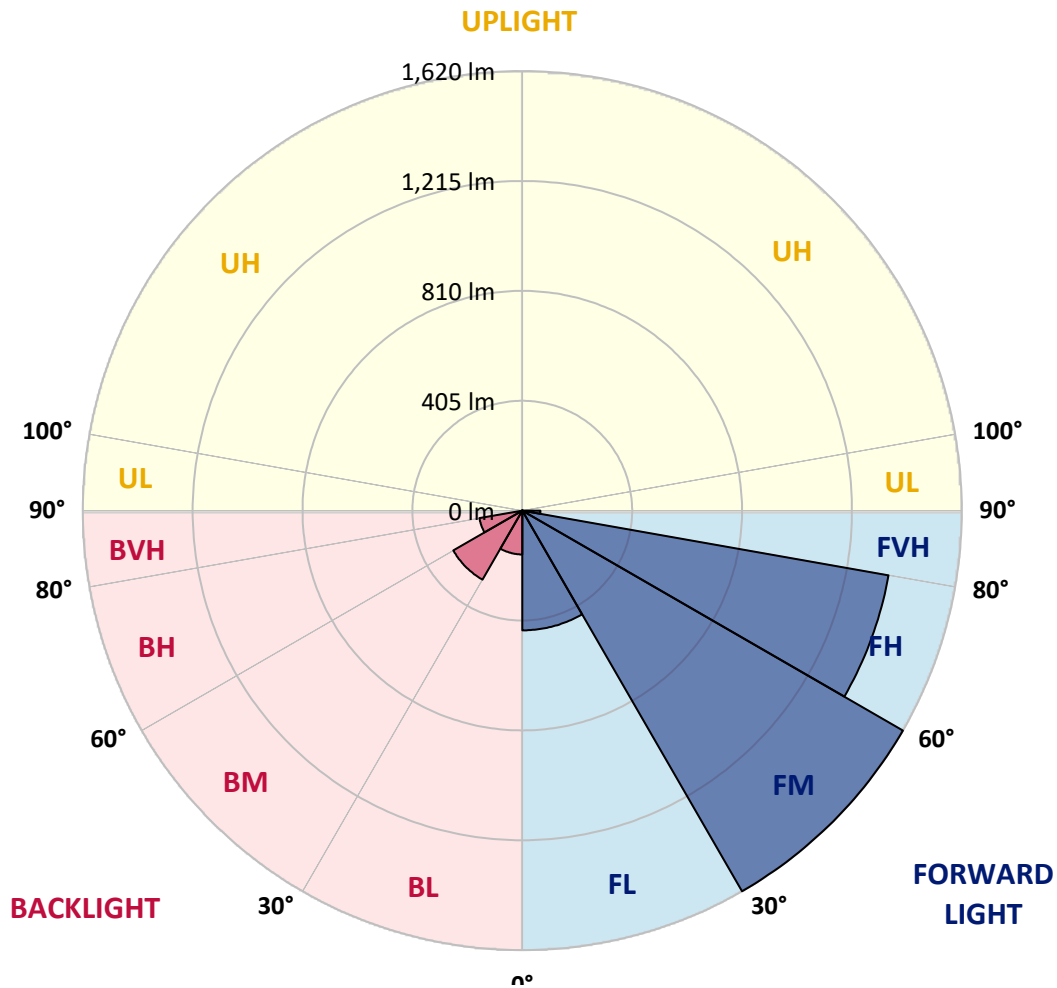
CATALOG NUMBER: GWC-SA1C-827-U-SLL-HSS

LUMINAIRE CLASSIFICATION SYSTEM LUMEN TABLE AND BUG RATING:

Zone	Lumens	% Fixture	Zone Rating/Lumen Limit		
			B	U	G
FL (0°-30°)	441.3	10.7			
FM (30°-60°)	1620.4	39.4			
FH (60°-80°)	1370.8	33.3			G1/1800
FVH (80°-90°)	66.6	1.6			G1/100
BL (0°-30°)	161.6	3.9	B1/500		
BM (30°-60°)	293.7	7.1	B1/1000		
BH (60°-80°)	160.5	3.9	B1/500		G1/500
BVH (80°-90°)	2.1	0.1			G0/10
UL (90°-100°)	0.0	0.0		U0/0	
UH (100°-180°)	0.0	0.0		U0/0	

BUG Rating: B1-U0-G1

Type III Medium





REPORT NUMBER: P386026

CATALOG NUMBER: GWC-SA1C-827-U-SLL-HSS

CANDELA DISTRIBUTION (FULL):

	0°	1°	5°	15°	25°	35°	45°	55°	65°	75°	85°
0°	1381.2	1381.2	1381.2	1381.2	1381.2	1381.2	1381.2	1381.2	1381.2	1381.2	1381.2
2.5°	1497.2	1499.6	1511.7	1539.7	1570.4	1572.7	1593.4	1572.1	1564.9	1530.6	1495.1
5°	1508.5	1517.5	1559.0	1641.5	1713.1	1736.1	1752.5	1710.8	1666.9	1583.0	1493.5
7.5°	1417.5	1432.5	1497.8	1652.7	1780.6	1837.2	1847.9	1782.5	1675.1	1537.0	1402.4
10°	1300.8	1318.0	1396.8	1587.1	1762.9	1859.8	1874.6	1789.0	1634.5	1462.5	1304.0
12.5°	1206.4	1226.5	1307.1	1513.4	1701.8	1809.1	1838.3	1767.3	1599.4	1409.7	1236.7
15°	1162.9	1186.0	1270.6	1465.8	1634.1	1718.6	1742.8	1712.1	1579.9	1401.3	1221.1
17.5°	1187.9	1212.9	1300.2	1469.9	1570.6	1606.6	1626.1	1638.6	1579.9	1451.8	1266.7
20°	1290.3	1317.2	1409.7	1511.5	1517.9	1504.4	1525.3	1569.2	1598.2	1547.7	1376.3
22.5°	1431.9	1463.5	1567.8	1582.6	1492.2	1441.3	1444.0	1512.8	1631.6	1669.4	1528.4
25°	1604.5	1643.1	1749.2	1688.7	1502.9	1403.6	1402.6	1466.4	1664.2	1791.3	1697.9
27.5°	1775.9	1818.4	1911.7	1818.2	1547.2	1396.8	1394.8	1452.4	1696.0	1899.8	1883.0
30°	1919.7	1961.0	2041.4	1912.0	1594.9	1412.8	1403.4	1467.4	1714.9	1970.2	2017.9
32.5°	2036.7	2069.8	2134.8	1976.6	1646.0	1443.8	1423.5	1507.6	1747.1	2029.6	2142.0
35°	2165.4	2200.3	2226.2	2038.0	1703.4	1488.4	1459.4	1571.3	1796.6	2090.1	2277.9
37.5°	2312.2	2347.0	2343.8	2094.2	1776.1	1562.4	1543.8	1672.4	1873.6	2150.0	2429.6
40°	2456.0	2491.5	2466.1	2155.6	1861.5	1684.3	1670.6	1824.1	1976.8	2226.6	2607.5
42.5°	2590.5	2629.0	2574.7	2213.8	1963.3	1837.9	1861.3	2019.5	2105.9	2321.0	2760.8
45°	2699.0	2738.2	2665.8	2270.3	2070.6	2024.4	2094.8	2236.0	2261.1	2400.8	2864.4
47.5°	2777.8	2814.8	2729.0	2326.9	2207.9	2252.4	2375.0	2463.0	2401.4	2470.0	2937.9
50°	2828.1	2857.0	2747.5	2397.7	2388.1	2518.4	2667.0	2709.9	2533.4	2532.4	3027.2
52.5°	2860.1	2873.1	2761.2	2471.6	2576.1	2808.0	2952.9	2966.4	2669.3	2601.1	3147.5
55°	2970.3	2980.8	2857.9	2561.1	2731.6	3061.7	3211.5	3199.0	2823.2	2735.5	3289.5
57.5°	3158.3	3169.4	3057.8	2689.8	2857.3	3218.5	3398.9	3421.4	3003.6	2924.2	3441.6
60°	3252.7	3273.3	3233.6	2852.9	2979.2	3318.8	3526.7	3598.3	3229.1	3173.1	3589.1
62.5°	3167.0	3197.1	3254.8	3033.6	3100.3	3374.0	3566.5	3661.6	3460.0	3463.1	3680.0
65°	2996.2	3020.2	3118.1	3132.7	3170.6	3367.1	3468.2	3573.1	3601.4	3729.5	3675.1
67.5°	2789.9	2798.8	2881.9	3140.5	3068.8	3162.0	3172.9	3250.5	3489.6	3823.9	3527.5
70°	2492.8	2497.7	2570.3	2879.4	2637.2	2657.6	2641.4	2657.2	3000.1	3594.0	3154.8
72.5°	2006.2	2018.5	2121.7	2391.2	1921.2	1862.1	1989.3	1982.3	2310.5	3036.4	2343.1
75°	1477.1	1498.4	1654.2	1926.1	1348.4	1219.7	1312.5	1337.3	1642.5	2348.7	1465.2
77.5°	1034.2	1050.0	1201.0	1415.9	975.9	872.2	838.6	868.1	1084.2	1699.1	738.2
80°	595.8	601.7	698.0	817.6	657.6	752.4	681.6	701.9	649.6	755.9	317.5
82.5°	389.9	390.8	428.5	486.6	409.6	475.9	352.2	450.3	399.6	303.7	103.4
85°	210.6	211.8	248.5	345.4	231.9	131.1	77.0	158.2	247.1	69.6	28.3
87.5°	23.2	21.3	74.9	125.6	64.4	11.9	4.1	17.7	39.6	4.5	0.0
90°	0.0	0.0	0.0	0.0	0.0	0.0	0.0	0.0	0.0	0.0	0.0



REPORT NUMBER: P386026
 CATALOG NUMBER: GWC-SA1C-827-U-SLL-HSS

CANDELA DISTRIBUTION (continued):

	90°	95°	105°	115°	125°	135°	145°	155°	165°	175°	180°
0°	1381.2	1381.2	1381.2	1381.2	1381.2	1381.2	1381.2	1381.2	1381.2	1381.2	1381.2
2.5°	1476.9	1460.8	1420.4	1377.7	1343.3	1311.2	1278.8	1239.2	1208.6	1202.3	1192.2
5°	1445.3	1394.1	1309.4	1224.4	1155.9	1069.5	1014.7	972.0	930.3	927.7	919.4
7.5°	1335.0	1267.5	1148.3	1030.7	934.4	852.1	769.0	713.4	669.7	654.3	645.2
10°	1228.9	1153.0	1004.2	870.0	784.0	711.3	652.8	594.6	542.0	505.7	489.3
12.5°	1154.8	1070.9	906.9	791.2	729.6	660.6	589.2	516.6	456.0	412.3	385.6
15°	1126.1	1036.6	874.3	760.0	684.0	596.6	505.3	422.4	355.1	315.6	291.6
17.5°	1160.2	1056.1	871.8	722.0	615.7	507.1	406.2	308.3	245.0	214.9	199.5
20°	1246.8	1118.1	870.8	675.4	534.6	401.0	275.2	202.8	164.4	147.6	140.4
22.5°	1369.3	1197.3	878.6	629.4	450.1	286.5	190.0	149.0	129.3	120.3	116.2
25°	1526.9	1308.4	900.6	587.6	370.7	213.7	148.0	124.8	111.0	103.9	101.0
27.5°	1694.8	1436.4	935.0	551.3	306.2	170.5	126.8	106.9	96.9	92.1	89.3
30°	1833.3	1584.6	969.7	511.0	259.4	148.6	116.0	97.5	86.0	82.9	80.4
32.5°	1954.4	1696.7	994.2	474.5	228.8	132.0	104.9	87.2	79.4	73.3	70.6
35°	2079.8	1790.2	993.5	449.0	207.7	119.6	95.6	78.0	68.6	61.6	59.5
37.5°	2215.5	1895.7	976.5	427.1	198.5	109.6	90.3	73.1	63.8	56.8	54.0
40°	2374.5	2006.4	959.1	406.6	196.0	101.6	86.6	69.2	59.3	52.5	49.7
42.5°	2529.3	2106.3	943.9	391.4	185.1	101.4	83.3	66.3	55.8	49.1	46.0
45°	2653.2	2199.3	941.0	382.3	173.6	104.9	81.5	64.4	53.0	46.4	43.5
47.5°	2756.1	2300.3	959.7	375.8	162.7	95.8	85.8	63.0	50.5	44.1	40.8
50°	2878.6	2424.4	1003.8	365.3	151.1	86.2	98.3	63.4	48.4	41.7	38.2
52.5°	3049.4	2596.0	1068.6	347.5	135.3	77.4	96.7	63.8	46.0	39.2	35.7
55°	3241.0	2810.3	1138.2	318.1	113.3	65.9	82.9	61.0	41.5	36.5	33.2
57.5°	3442.2	3004.8	1179.5	283.0	90.1	56.9	66.3	55.6	36.7	32.8	30.6
60°	3473.8	3078.7	1160.6	239.9	71.6	49.5	49.1	56.6	32.8	28.9	27.3
62.5°	3395.2	2985.9	1069.1	201.5	59.9	43.5	40.4	49.3	29.6	25.7	24.2
65°	3244.1	2734.9	920.9	181.6	55.6	37.3	33.5	34.7	25.9	22.4	21.1
67.5°	3033.8	2399.8	756.1	170.3	55.0	32.0	28.7	26.3	22.4	19.5	18.3
70°	2604.0	1999.2	603.2	164.0	53.4	26.9	24.2	21.5	18.7	16.6	15.6
72.5°	1916.5	1416.7	469.2	157.2	53.8	21.5	21.1	17.7	15.0	12.9	12.5
75°	1107.4	809.4	307.8	127.4	51.3	16.6	17.6	12.5	10.5	9.0	9.0
77.5°	590.2	493.6	117.2	53.0	18.7	10.5	9.9	7.4	6.6	5.5	5.3
80°	257.2	217.3	35.3	14.8	10.3	5.7	3.7	3.3	2.9	2.3	2.1
82.5°	91.1	78.6	11.5	7.2	4.5	0.0	0.0	0.0	0.0	0.0	0.0
85°	20.7	14.8	0.0	1.8	0.0	0.0	0.0	0.0	0.0	0.0	0.0
87.5°	0.0	0.0	0.0	0.0	0.0	0.0	0.0	0.0	0.0	0.0	0.0
90°	0.0	0.0	0.0	0.0	0.0	0.0	0.0	0.0	0.0	0.0	0.0



REPORT NUMBER: P386026
 CATALOG NUMBER: GWC-SA1C-827-U-SLL-HSS

CANDELA DISTRIBUTION (continued):

	185°	195°	205°	215°	225°	235°	245°	255°	265°	270°	275°
0°	1381.2	1381.2	1381.2	1381.2	1381.2	1381.2	1381.2	1381.2	1381.2	1381.2	1381.2
2.5°	1171.5	1167.2	1141.9	1142.9	1147.3	1153.8	1138.6	1145.6	1164.5	1182.6	1189.5
5°	905.9	906.9	891.5	901.0	909.6	915.5	890.9	891.3	906.3	926.8	937.5
7.5°	638.3	636.8	637.5	660.4	676.5	664.8	674.0	642.2	644.2	658.8	647.9
10°	474.5	453.0	441.0	458.1	475.9	469.4	453.6	443.3	450.5	466.7	465.5
12.5°	372.9	342.1	323.9	311.7	326.3	314.2	313.8	304.8	295.1	296.8	322.8
15°	280.4	258.0	236.6	216.9	216.5	212.4	191.5	168.1	166.2	167.3	180.8
17.5°	192.9	185.3	176.5	159.5	155.0	137.9	117.6	108.2	103.6	105.7	110.2
20°	135.5	132.6	133.6	124.4	118.0	101.6	89.7	86.0	85.2	87.4	89.5
22.5°	112.3	107.1	106.5	102.4	96.0	84.1	77.6	75.5	74.5	76.5	78.0
25°	98.3	93.0	90.9	88.3	81.5	73.3	69.4	67.5	66.5	67.7	68.6
27.5°	86.6	81.7	79.8	78.0	71.4	65.5	62.4	60.7	59.9	60.3	61.2
30°	77.8	73.5	71.0	68.8	63.2	59.1	56.4	54.6	53.8	53.8	54.8
32.5°	68.6	66.3	64.0	61.2	56.0	53.2	50.5	48.6	47.8	48.0	48.8
35°	57.1	56.4	56.9	54.4	49.9	47.6	44.9	42.7	42.1	42.3	43.1
37.5°	50.7	47.2	49.3	48.0	45.4	42.3	38.8	36.9	35.9	36.5	36.9
40°	46.6	42.3	40.8	42.1	41.7	36.7	33.5	31.6	30.8	31.0	31.4
42.5°	43.1	38.0	34.5	34.3	36.7	32.0	28.7	26.9	25.9	25.9	26.3
45°	39.8	34.3	30.0	26.7	30.8	27.1	24.0	22.4	21.3	21.3	21.5
47.5°	37.3	31.2	26.1	21.8	23.2	22.2	19.7	18.1	17.0	17.0	17.2
50°	34.9	28.1	22.6	18.3	17.4	18.3	16.0	14.2	13.5	13.3	13.7
52.5°	32.4	25.0	19.3	15.6	13.7	13.8	12.5	11.3	10.3	10.3	10.7
55°	29.8	22.4	16.8	13.3	11.3	10.3	9.9	9.2	8.4	8.4	8.8
57.5°	27.3	19.7	14.2	10.9	9.0	8.2	8.2	7.6	7.0	7.0	7.4
60°	25.0	17.0	11.7	9.0	7.0	6.8	7.0	6.4	6.0	6.0	6.4
62.5°	22.2	14.4	9.6	7.4	5.7	5.5	6.0	5.7	5.3	5.3	5.7
65°	18.9	12.3	7.6	5.7	4.3	4.3	5.1	4.7	4.3	4.3	4.7
67.5°	16.0	10.3	5.9	4.1	3.1	3.3	4.3	3.9	3.7	3.7	4.1
70°	13.3	8.0	4.1	2.5	1.8	2.5	3.3	3.3	3.3	3.3	3.7
72.5°	9.9	5.5	2.3	1.0	0.8	1.8	2.7	3.1	2.9	2.9	3.5
75°	6.4	3.1	0.8	0.0	0.0	1.0	2.1	2.5	2.5	2.3	2.9
77.5°	3.7	1.0	0.0	0.0	0.0	0.0	1.4	1.2	1.0	0.8	1.4
80°	1.0	0.0	0.0	0.0	0.0	0.0	0.0	0.0	0.0	0.0	0.0
82.5°	0.0	0.0	0.0	0.0	0.0	0.0	0.0	0.0	0.0	0.0	0.0
85°	0.0	0.0	0.0	0.0	0.0	0.0	0.0	0.0	0.0	0.0	0.0
87.5°	0.0	0.0	0.0	0.0	0.0	0.0	0.0	0.0	0.0	0.0	0.0
90°	0.0	0.0	0.0	0.0	0.0	0.0	0.0	0.0	0.0	0.0	0.0



REPORT NUMBER: P386026
 CATALOG NUMBER: GWC-SA1C-827-U-SLL-HSS

CANDELA DISTRIBUTION (continued):

	285°	295°	305°	315°	325°	335°	345°	355°	359°	360°
0°	1381.2	1381.2	1381.2	1381.2	1381.2	1381.2	1381.2	1381.2	1381.2	1381.2
2.5°	1217.0	1240.0	1272.4	1306.7	1359.5	1401.5	1442.6	1477.9	1491.6	1497.2
5°	963.2	997.0	1044.4	1105.2	1200.6	1286.4	1373.4	1460.9	1499.0	1508.5
7.5°	691.2	734.3	794.5	870.8	982.5	1093.7	1215.2	1343.7	1402.6	1417.5
10°	511.6	564.2	633.3	713.6	820.3	934.6	1067.0	1213.8	1281.1	1300.8
12.5°	362.9	434.1	526.6	624.3	716.7	818.7	952.7	1114.6	1185.2	1206.4
15°	213.2	282.0	391.4	522.3	640.7	744.0	880.2	1063.7	1141.5	1162.9
17.5°	122.3	156.6	239.3	385.2	545.9	689.0	857.3	1076.4	1168.0	1187.9
20°	93.4	104.3	137.9	248.1	435.1	635.0	857.3	1148.1	1261.0	1290.3
22.5°	81.7	89.7	103.4	148.0	320.2	577.1	867.3	1251.9	1399.5	1431.9
25°	72.6	79.8	91.5	111.4	218.4	508.2	890.9	1379.2	1562.6	1604.5
27.5°	64.9	71.8	82.3	97.5	149.4	425.2	922.7	1528.6	1742.4	1775.9
30°	58.1	64.6	74.1	84.8	115.3	331.0	949.8	1669.4	1883.6	1919.7
32.5°	51.7	57.5	66.1	74.1	94.4	244.8	952.7	1781.0	2000.8	2036.7
35°	45.6	50.9	58.7	64.9	78.2	193.3	907.3	1877.7	2118.0	2165.4
37.5°	39.8	44.9	51.7	56.4	68.8	157.6	837.8	1985.6	2268.4	2312.2
40°	34.3	38.8	45.8	49.0	65.1	121.1	762.4	2098.7	2415.8	2456.0
42.5°	29.3	33.5	40.4	46.4	57.1	90.5	680.8	2204.8	2548.4	2590.5
45°	24.4	28.9	35.7	49.1	47.4	67.7	593.7	2275.2	2653.2	2699.0
47.5°	19.7	24.8	34.1	46.8	37.8	49.7	524.6	2341.9	2732.5	2777.8
50°	15.8	20.9	38.4	41.7	31.0	38.0	495.8	2401.6	2784.6	2828.1
52.5°	12.9	17.6	36.3	32.0	25.9	31.4	511.4	2498.3	2832.8	2860.1
55°	10.7	13.8	21.8	22.2	22.0	26.7	530.7	2637.2	2957.4	2970.3
57.5°	9.4	11.1	15.2	17.2	18.5	23.8	531.1	2836.5	3150.3	3158.3
60°	8.0	9.8	12.7	13.8	16.0	21.3	511.8	2906.1	3226.1	3252.7
62.5°	7.0	8.6	10.5	11.5	13.5	19.1	466.5	2805.3	3122.0	3167.0
65°	6.2	7.8	8.8	9.8	11.9	17.2	392.0	2603.6	2949.2	2996.2
67.5°	5.5	6.8	7.8	8.8	10.7	15.2	288.6	2369.4	2750.9	2789.9
70°	4.9	6.0	7.0	7.8	9.4	12.9	175.1	2010.5	2476.7	2492.8
72.5°	4.7	5.5	6.4	7.0	8.2	11.3	88.7	1477.5	1979.9	2006.2
75°	4.1	4.9	5.9	6.2	7.2	9.8	36.1	970.5	1434.8	1477.1
77.5°	3.3	4.5	5.3	5.7	6.2	8.0	18.3	620.2	1006.9	1034.2
80°	1.2	3.3	4.5	4.7	5.3	5.9	12.1	339.5	584.1	595.8
82.5°	0.0	2.1	3.5	3.3	3.7	4.5	7.8	161.5	385.6	389.9
85°	0.0	1.0	2.7	2.1	1.6	3.1	2.7	35.3	202.2	210.6
87.5°	0.0	0.0	0.2	1.0	0.8	1.2	0.4	0.2	18.3	23.2
90°	0.0	0.0	0.0	0.0	0.0	0.0	0.0	0.0	0.0	0.0

Signify Classified - Internal
Cooper Lighting Solutions Photometric Lab
1121 Highway 74 South
Peachtree City, GA 30269

Scaled Data Report



Report Generated By 670245982

Signify Classified - Internal
Cooper Lighting Solutions Photometric Lab
1121 Highway 74 South
Peachtree City, GA 30269

Scaled Data Report



Signify Classified - Internal
Cooper Lighting Solutions Photometric Lab
1121 Highway 74 South
Peachtree City, GA 30269

Scaled Data Report



Signify Classified - Internal
Cooper Lighting Solutions Photometric Lab
1121 Highway 74 South
Peachtree City, GA 30269

Scaled Data Report



Signify Classified - Internal
Cooper Lighting Solutions Photometric Lab
1121 Highway 74 South
Peachtree City, GA 30269

Scaled Data Report



--- HS — SS

Signify Classified - Internal
Cooper Lighting Solutions Photometric Lab
1121 Highway 74 South
Peachtree City, GA 30269

Scaled Data Report



u

Signify Classified - Internal
Cooper Lighting Solutions Photometric Lab
1121 Highway 74 South
Peachtree City, GA 30269

Scaled Data Report



Signify Classified - Internal
Cooper Lighting Solutions Photometric Lab
1121 Highway 74 South
Peachtree City, GA 30269

Scaled Data Report



Signify Classified - Internal
Cooper Lighting Solutions Photometric Lab
1121 Highway 74 South
Peachtree City, GA 30269

Scaled Data Report



Signify Classified - Internal
Cooper Lighting Solutions Photometric Lab
1121 Highway 74 South
Peachtree City, GA 30269

Scaled Data Report



(END OF REPORT)